

# 1 Personal information

## LESSON A 1 Before you listen

### Listening

- A** Look at the picture. What do you see?
- B** Point to: first name • last name • city  
zip code • area code • telephone number




**Recognize** names and vocabulary for personal identification

**Make** introductions

**Complete** a registration form

## Listen

**A Listen.** Write the letter of the conversation.



**B Listen again** to the conversations. Write the names and numbers you hear.

A. \_\_\_\_\_ 555-8907

B. \_\_\_\_\_

C. \_\_\_\_\_

D. \_\_\_\_\_

E. \_\_\_\_\_

F. \_\_\_\_\_

**Listen again.** Check your answers.

## After you listen

**Write.** Complete the sentences about yourself.

1. My first name is \_\_\_\_\_.

3. My area code is \_\_\_\_\_.

2. My last name is \_\_\_\_\_.

4. My telephone number is \_\_\_\_\_.

**Talk** with a partner. Talk about yourself.

My first name is Dahlia.

My first name is Yuri.

### Saying telephone numbers

Stop at each number. Say *oh* for zero.

5 5 5 - 2 0 1 6

five - five - five two - oh - one - six

# LESSON B What's your name?

## 1 Grammar focus: possessive adjectives

### Questions

What's	<b>your</b>	name?
What's	<b>his</b>	name?
What's	<b>her</b>	name?
What are	<b>their</b>	names?

### Answers

<b>My</b>	name is Svetlana.
<b>His</b>	name is Steve.
<b>Her</b>	name is Mary.
<b>Their</b>	names are Ted and Rob.

What's = What is

Turn to page 142 for a complete grammar chart.



## 2 Practice

**A Write.** Complete the sentences. Use *his*, *her*, or *their*.

- A** What's his first name?

**B** His first name is Alfred.
- A** What's \_\_\_\_\_ first name?

**B** \_\_\_\_\_ first name is Sue.
- A** What's \_\_\_\_\_ first name?

**B** \_\_\_\_\_ first name is Tom.
- A** What's \_\_\_\_\_ last name?

**B** \_\_\_\_\_ last name is Jones.



CLASS CD1 TK 11

**Listen and repeat.** Then practice with a partner.

**B Talk** with a partner. Look at the student directory. Change the **bold** words and make conversations.

- A** What's **his** telephone number?
- B** **His** telephone number is **555-9314**.

### STUDENT DIRECTORY



1

555-9314



2

555-9847



3

555-2034



4

555-5093



5

555-6172



6

555-8216



### C Listen. Then listen again and repeat.

CLASS CD1 TK 12



- A What's your name?
- B **Jennifer Kent.**
- A Sorry. What's your first name?
- B My first name is **Jennifer.**
- A How do you spell that?
- B **J-E-N-N-I-F-E-R.**
- A OK. What's your last name?
- B **Kent. K-E-N-T.**



#### USEFUL LANGUAGE

*Please spell that.  
How do you spell  
Jennifer?*

**Talk** in a group. Ask questions and write the names.

First name	Last name
Jennifer	Kent

## 3 Communicate

**A Talk** with your classmates. Introduce a classmate.

This is my classmate. Her first name is Jennifer. Her last name is Kent.

**B Talk** with a partner. Take turns and make new conversations.



- A Good morning.
- B Good morning.
- A My name is Anna Gray. What's your name?
- B Kate Harris.
- A Nice to meet you.
- B Nice to meet you, too.

- A Hi. My name is Peter.
- B Hi. My name is Alan.
- A Nice to meet you, Alan.
- B Nice to meet you, too, Peter.

#### CULTURE NOTE

Some people have two first names: *Mei-hwa*.  
Some people have two last names: *Baker-Price*.

# LESSON C Are you from Canada?

## 1 Grammar focus: subject pronouns; simple present of be

### Questions

Are you	from Canada?
Is he	
Is she	
Are they	

### Answers

Yes,	I am.
	he is.
	she is.
	they are.

No,	I'm not. I'm	from the United States.
	he isn't. He's	
	she isn't. She's	
	they aren't. They're	

Turn to page 141 for a complete grammar chart.

I'm = I am    She's = She is  
He's = He is    They're = They are

isn't = is not  
aren't = are not

## 2 Practice

**A Write.** Complete the sentences.



- A** Are you from Canada?  
**B** No, I 'm not.
- A** \_\_\_\_\_ they from Somalia?  
**B** Yes, \_\_\_\_\_.
- A** \_\_\_\_\_ she from Russia?  
**B** Yes, \_\_\_\_\_.
- A** \_\_\_\_\_ he from Mexico?  
**B** Yes, \_\_\_\_\_.
- A** \_\_\_\_\_ she from China?  
**B** No, \_\_\_\_\_.
- A** \_\_\_\_\_ they from Brazil?  
**B** No, \_\_\_\_\_.
- A** \_\_\_\_\_ he from Ecuador?  
**B** No, \_\_\_\_\_.
- A** \_\_\_\_\_ you from South Korea?  
**B** Yes, \_\_\_\_\_.

**Listen and repeat.** Then practice with a partner.



**B** Talk with a partner. Change the bold words and make conversations.



**A** Is he from **Mexico**?  
**B** Yes, he is.



**A** Are they from the **United States**?  
**B** No, they aren't. They're from **India**.



1. Japan?



2. the United States?



3. Mexico?



4. India?



5. Mexico?



6. Japan?



**C** Listen and repeat. Then practice with a partner.

**A** Where are you from, **Katia**?  
**B** I'm from **Brazil**.  
**A** **Brazil**? How do you spell that?  
**B** **B-R-A-Z-I-L**.

**USEFUL LANGUAGE**

*Where are you from?  
 Where do you come from?  
 What country are you from?*

**3 Communicate**

Talk in a group. Where are your classmates from? Make guesses.

**A** This is Katia. Where is she from?  
**B** Is she from Colombia?  
**A** No, she isn't.  
**B** Is she from Brazil?  
**A** Yes, she is.


# LESSON D Reading

## 1 Before you read

**Talk.** Svetlana starts school today. Look at the registration form. Answer the questions.

1. What's her last name?
2. What's her telephone number?

REGISTRATION FORM	
Name	Svetlana Kulik
Phone	(707) 555-9073
Address	1041 Main Street Napa, California 94558



## 2 Read



**Listen and read.**

STUDENT TK 11  
CLASS CD1 TK 15

### A New Student

Svetlana Kulik is a new student. She is from Russia. Now she lives in Napa, California. Her address is 1041 Main Street. Her zip code is 94558. Her area code is 707. Her telephone number is 555-9073.

**Address with 3 numbers**  
832 Main Street  
*eight thirty-two*  
**Address with 4 numbers**  
1041 Main Street  
*ten forty-one*

## 3 After you read

**A Read** the sentences. Are they correct? Circle Yes or No.

- |                                     |     |                                     |
|-------------------------------------|-----|-------------------------------------|
| 1. Svetlana is a new teacher.       | Yes | <input checked="" type="radio"/> No |
| 2. Her last name is Kulik.          | Yes | No                                  |
| 3. She is from Colombia.            | Yes | No                                  |
| 4. Her address is 1014 Main Street. | Yes | No                                  |
| 5. Her zip code is 94558.           | Yes | No                                  |
| 6. Her area code is 555-9073.       | Yes | No                                  |

**Write.** Correct the sentences.

1. Svetlana is a new student.

**B Write.** Answer the questions about Svetlana.

1. What is her last name? \_\_\_\_\_
2. Is she from Russia? \_\_\_\_\_
3. What is her address? \_\_\_\_\_
4. What is her telephone number? \_\_\_\_\_

**4** Picture dictionary Personal information

**Student ID**

1. *title*

2. \_\_\_\_\_

3. \_\_\_\_\_

4. \_\_\_\_\_

5. \_\_\_\_\_

6. \_\_\_\_\_

7. \_\_\_\_\_

8. \_\_\_\_\_

9. \_\_\_\_\_

Mr. Rafael A. Gomez  
263 Midlane Street, Apt. 3B  
New York, NY 10012

Rafael A. Gomez

STUDENT TK 12  
CLASS CD1 TK 16

**A** Write the words in the picture dictionary. Then listen and repeat.

address	middle initial	street
apartment number	signature	title
city	state	zip code

**CULTURE NOTE**

Use *Mr.* for a man.  
Use *Ms.* for a woman.  
Use *Mrs.* for a married woman.  
Use *Miss* for an unmarried woman.

**B** Talk with a partner. Use the words in 4A to ask questions. Complete the student ID with your partner's information.

**STUDENT ID**

\_\_\_\_\_

\_\_\_\_\_

\_\_\_\_\_

\_\_\_\_\_

\_\_\_\_\_

What's your name?

My name is Rafael.



# LESSON E Writing

## 1 Before you write

**A** Talk with your classmates. Ask questions. Write the answers.

**A** What's your name?  
**B** My name is **Liliana Lopez**.  
**A** What's your telephone number?  
**B** My telephone number is **555-2904**.  
**A** Where are you from?  
**B** I'm from **Mexico**.

Begin names of people, streets, cities, states, and countries with capital letters. These are capital letters: **A B C D E . . . .**  
 These are lowercase letters: **a b c d e . . . .**


Name	Telephone (phone) number	Country
Liliana Lopez	555-2904	Mexico

**B** Write. Complete the sentences. Use the words in the box.

address      last name      zip code  
 area code      telephone number

Svetlana is a new student.

- Her last name is Kulik. She is from Russia.
- Her \_\_\_\_\_ is 1041 Main Street.
- Her \_\_\_\_\_ is 94558.
- Her \_\_\_\_\_ is 555-9073.
- Her \_\_\_\_\_ is 707.



**C Write.** Add capital letters.

# STUDENT NEWS

<sup>P</sup>  
~~p~~edro is a new student. He is single.  
 He is from colombia. His last name is  
 ramirez. His address is 285 pacheco street,  
 houston, texas. His zip code is 77057.  
 His telephone number is 555-7878. His  
 area code is 713.



**D Read** about Pedro again. Complete the chart. Use capital letters.

First name	Last name	City	State
Pedro			

## 2 Write

Begin sentences with capital letters.

**Read** the questions and write about yourself.

1. What's your first name? *My first name is* \_\_\_\_\_.
2. What's your last name? \_\_\_\_\_.
3. What's your address? \_\_\_\_\_.
4. What's your zip code? \_\_\_\_\_.
5. What's your phone number? \_\_\_\_\_.
6. Where are you from? \_\_\_\_\_.

## 3 After you write

**A Read** your sentences to a partner.

**B Check** your partner's sentences.

- What is your partner's name?
- Are the capital letters correct?

# LESSON F Another view

## 1 Life-skills reading



### REGISTRATION

Please print:

Mr.  Ms.  Mrs.

(1) NAME: \_\_\_\_\_  
Last First Middle

(2) ADDRESS: \_\_\_\_\_  
Number Street Apt.

(3) \_\_\_\_\_  
City State Zip code

(4) TELEPHONE: \_\_\_\_\_  
Area code Number

(5) COUNTRY OF ORIGIN: \_\_\_\_\_

(6) \_\_\_\_\_  
Signature

**A** Read the questions. Look at the registration form. Fill in the answer.

- Where do you print your country of origin?  
(A) line 1  
(B) line 2  
(C) line 5  
(D) line 6
- Where do you print your name?  
(A) line 1  
(B) line 3  
(C) line 5  
(D) line 6
- Where do you sign your name?  
(A) line 1  
(B) line 3  
(C) line 5  
(D) line 6
- Where do you write your zip code?  
(A) line 2  
(B) line 3  
(C) line 4  
(D) line 5

**B** Write. Complete the form with your own information.

**C** Talk in a group. Look at your forms. Ask and answer questions.

What's your last name?

My last name is Hom.

**2 Grammar connections:** subject pronouns and possessive adjectives

Subject pronouns	Possessive adjectives	<b>Contractions</b> I'm = I am you're = you are he's = he is she's = she is they're = they are
I'm from Guatemala.	<b>My</b> name is Isabel.	
<b>You're</b> from Peru.	<b>Your</b> name is Leo.	
<b>He's</b> from Thailand.	<b>His</b> name is Dusit.	
<b>She's</b> from Iraq.	<b>Her</b> name is Amira.	
<b>They're</b> from South Korea.	<b>Their</b> last name is Kim.	


**A** Talk with a partner. Look at the picture. Take turns.

A *His* name is Victor.

B *He's* from Poland.



**B** Work in a group. Play the name game. Take turns.



**3 Wrap up**

Complete the **Self-assessment** on page 136.