

LESSON A 1 Before you listen

Listening

A Look at the picture. What do you see?

B Point to: a book • a desk • a map • a pencil
a clock • an eraser • a pen • a table







2 Listen



A Listen. Write the letter of the conversation.

STUDENT TK 13
CLASS CD1 TK 17



B Listen again to the conversations. Circle the location you hear.

STUDENT TK 13
CLASS CD1 TK 17

- | | | |
|---------------------|----------------------|-----------------|
| A. on the desk | <u>in the drawer</u> | in the box |
| B. in the desk | in the drawer | in the box |
| C. on the floor | on the chair | on the table |
| D. in the desk | in the drawer | on the floor |
| E. in the desk | in the box | under the desk |
| F. under your chair | on your chair | under your desk |


Listen again. Check your answers.

3 After you listen

Write. What's on the desk? What's in the drawer? What's under the chair?

book clock paper pencil rulers stapler

on the desk



1. stapler
 2. _____

in the drawer



3. _____
 4. _____

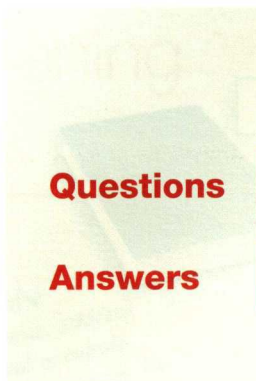



under the chair



5. _____
 6. _____

LESSON B Where is the pen?

1 Grammar focus: prepositions *in*, *on*, and *under*; *Where is?*

			
	Questions Where's the pen?	Where's the pencil?	Where's the ruler?
Answers It's in the drawer.	It's on the book.	It's under the notebook.	


Where's = Where is

2 Practice


A Write. Complete the sentences. Use *in*, *on*, or *under*.




1. **A** Where's the book?
B It's on the shelf.




2. **A** Where's the pencil sharpener?
B It's _____ the wall.




3. **A** Where's the dictionary?
B It's _____ the table.



4. **A** Where's the calendar?
B It's _____ the box.



5. **A** Where's the eraser?
B It's _____ the drawer.



6. **A** Where's the calculator?
B It's _____ the cabinet.



CLASS CD1 TK 18

Listen and repeat. Then practice with a partner.



CLASS CD1 TK 19

B Listen. Circle the items you hear.



Talk with a partner. Look at the picture again. Change the bold words and make conversations.



- A** Excuse me. Where's the **calculator**?
- B** It's **in the cabinet**.
- A** Oh, thanks.
- B** You're welcome.

USEFUL LANGUAGE

Say *excuse me* to get someone's attention.

3 Communicate







Talk with a partner about your classroom.

Where's the computer?

It's on the table.

LESSON C Where are the pencils?

1 Grammar focus: singular and plural nouns

Singular				
		pencil	clock	book
Plural				
		pencils	clocks	books

Questions		Answers	
Is	the pencil	Yes,	it is.
Are	the pencils		No,
			they aren't.

Where	is	the pencil?	It's	under the table.
	are	the pencils?		

2 Practice

A Write. Look at the picture. Complete the conversations.

- A** Are the books in the cabinet?
(book / books)

B Yes, they are.
- A** Is the _____ under the clock?
(calendar / calendars)

B Yes, _____.
- A** Are the _____ on the table?
(ruler / rulers)

B No, _____.
- A** Are the _____ on the table?
(pencil / pencils)

B No, _____.
- A** Are the _____ on the table?
(calculator / calculators)

B Yes, _____.



CLASS CD1 TK 20

Listen and repeat. Then practice with a partner.

B Write. Complete the sentences. Use *is* or *are*.

1. Where is the laptop computer?
2. Where _____ the notebooks?
3. Where _____ the calendar?
4. Where _____ the maps?
5. Where _____ the pencils?
6. Where _____ the calculator?

C Write. Look at the picture. Read the answers. Write the questions.



1. **A** *Where are the notebooks?*
B They're in the filing cabinet.
2. **A** _____?
B It's on the filing cabinet.
3. **A** _____?
B It's on the wall.
4. **A** _____?
B It's on the desk.
5. **A** _____?
B They're under the dictionary.
6. **A** _____?
B They're in the box.

Listen and repeat. Then practice with a partner.

3 Communicate

Talk with a partner about things in your classroom.


- A** Is the map on the desk?
- B** Yes, it is.
- A** Are the books on the table?
- B** No, they aren't.
- A** Where are they?
- B** They're in the cabinet.

LESSON D Reading

1 Before you read

Talk. It's the first day of class. Look at the picture. Answer the questions.

1. What do you see in the classroom?
2. Where are the things?



2 Read



Listen and read.

STUDENT TK 14
CLASS CD1 TK 22

Attention, new students!
Welcome to your new classroom.

- The laptop is on the small table.
- The pencils are in the basket on the desk.
- The erasers are in the basket.
- The books are in the bookcase.
- The calculators are in a box under the table.
- The markers are in the desk drawer.

Look at pictures before you read.
They help you understand new words.
Basket is a new word. Find the basket in the picture.

3 After you read

A Read the sentences. Are they correct? Circle Yes or No.

- | | | |
|---|-----|-------------------------------------|
| 1. The laptop is on the desk. | Yes | <input checked="" type="radio"/> No |
| 2. The pencils are under the table. | Yes | No |
| 3. The erasers are in the bookcase. | Yes | No |
| 4. The books are in the bookcase. | Yes | No |
| 5. The calculators are under the table. | Yes | No |
| 6. The markers are in the desk drawer. | Yes | No |

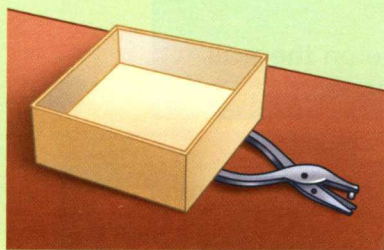
Write. Correct the sentences.

1. The laptop is on the small table.


B Write. Answer the questions about the classroom.

1. Where is the box? _____
2. Where is the basket? _____


4 Picture dictionary Classroom objects



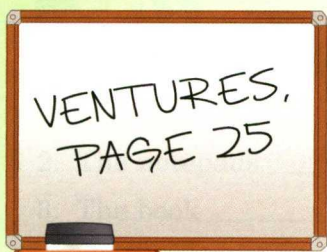
1. hole puncher




2. _____




3. _____



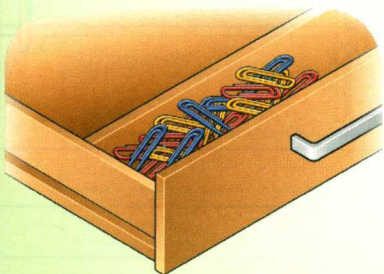
4. _____



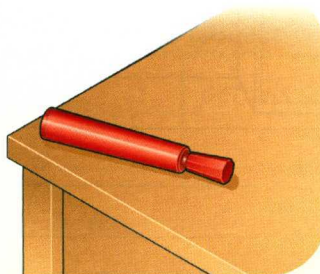
5. _____




6. _____



7. _____



8. _____



9. _____

A Write the words in the picture dictionary. Then listen and repeat.

- | | | | | |
|----------------|--------------|----------|-------------|------------|
| bulletin board | hole puncher | marker | paper clips | whiteboard |
| globe | index cards | notepads | scissors | |

B Talk with a partner. Look at the pictures and make conversations.


- A** Where's the **whiteboard**?
- B** It's **on the wall**.
- A** Where are the **paper clips**?
- B** They're **in the drawer**.

LESSON E Writing


1 Before you write

A Draw. Choose six objects. Draw two on the desk. Draw one on the wall. Draw two in the cabinet. Draw one under the table. Write the words under the picture.


calculator	dictionary	map	pen	ruler
calendar	hole puncher	notebook	pencil	scissors
clock	laptop	notepad	pencil sharpener	whiteboard



Talk with a partner. Tell about your picture. Draw your partner's objects here.



B Write. Look at the picture. Complete the sentences. Use *is* or *are* with *on*, *in*, or *under*.



1. The laptop is on the desk.
2. The notepads _____ the cabinet.
3. The book _____ the cabinet.
4. The erasers _____ the cabinet.
5. The map _____ the wall.
6. The rulers _____ the dictionary.

2 Write

A Write. Look at your classroom. What do you see? Complete the chart.

Singular	Plural
pen	pencils

B Write one sentence about each object.

1. *The pen is on the desk.* _____
2. *The pencils are in the drawer.* _____
3. _____
4. _____
5. _____
6. _____

Start sentences with a capital letter (A, B, C). End sentences with a period (.).

3 After you write








A Read your sentences to a partner.

B Check your partner's sentences.

- What are four things in the classroom? Where are they?
- Are the capital letters and periods correct?

LESSON F Another view

1 Life-skills reading

Classroom Inventory List		
Item	Number	Location
calculators 	15	in the drawer
laptops 	1	on the desk
books 	15	under the table
erasers 	20	in the box
pencils 	20	on the table
pens 	20	on the table
notebooks 	25	under the table

A Read the questions. Look at the inventory list. Fill in the answer.

- How many pencils are on the table?
 - (A) 5
 - (B) 15
 - (C) 20
 - (D) 25
- What's on the desk?
 - (A) a pen
 - (B) a book
 - (C) a calculator
 - (D) a laptop
- Where are the calculators?
 - (A) in the cabinet
 - (B) in the drawer
 - (C) on the desk
 - (D) under the table
- Where are the books?
 - (A) under the table
 - (B) on the table
 - (C) on the desk
 - (D) in the box

B Talk with a partner. Ask and answer questions about the inventory list.





Are the pens on the table?

Yes, they are.

Where are the erasers?

They're in the box.

2 Grammar connections: *this / that* and *these / those*

		that's = that is
This is a book.	That's a book.	
		
These are books.	Those are books.	

A Work in a group. Put one or more objects in a bag. (Other classmates close their eyes.) Then take turns. Take an object from the bag. Ask questions.



B Talk with your group. Say what your object is. Get your object.

- A *That's* my pencil.
- B Here you are.

3 Wrap up

Complete the **Self-assessment** on page 136.

Review

1 Listening



Read the questions. Then listen and circle the answers.

CLASS CD1 TK 24

1. What is Juan's last name?
a. Perez
b. Cruz
2. Where is he from?
a. Mexico
b. El Salvador
3. What is his apartment number?
a. 1324
b. 10
4. What is his zip code?
a. 94548
b. 94321
5. What is his area code?
a. 213
b. 555
6. What is his telephone number?
a. 555-6301
b. 555-0133

Talk with a partner. Ask and answer the questions. Use complete sentences.

2 Grammar

A Write. Complete the story.

A New Student

Layla _____ *is* _____ a new student. _____ last name
1. is / are 2. My / Her
is Azari. She _____ from Iran. She _____ a good
3. is / are 4. is / are
student. Her pencils and a notebook _____ on her
5. is / are
desk. A dictionary is _____ her bag. Her classmates
6. in / at
_____ in the classroom now.
7. isn't / aren't

B Write. Unscramble the words. Make questions about the story.

1. from / Where / Layla / is / ? Where is Layla from?
2. her / What's / name / last / ? _____
3. good / she / a / student / Is / ? _____
4. in / bag / What / is / her / ? _____

Talk with a partner. Ask and answer the questions.

3 Pronunciation: syllables



A Listen to the syllables in these words.

CLASS CD1 TK 25

• name • • address • • • apartment



B Listen and repeat. Say the word and clap one time for each syllable.

CLASS CD1 TK 26

•	• •	• • •
map	classroom	telephone
books	middle	initial
box	partner	signature
clock	whiteboard	computer
pens	ruler	sharpener
chair	notebook	calendar
desk	pencil	eraser

Talk with a partner. Take turns. Say a word. Your partner claps for each syllable.



C Listen to the words. Write the number of syllables you hear.

CLASS CD1 TK 27

- a. 1 b. _____ c. _____ d. _____
 e. _____ f. _____ g. _____ h. _____

Listen again and repeat. Clap one time for each syllable.

D Write. Find ten other words in your book. Make a list.

1.	6.
2.	7.
3.	8.
4.	9.
5.	10.

Talk with a partner. Say the words. Your partner says the number of syllables.


UNIT 2 At school

LESSON A Listening

1 Unscramble the letters. Write the words.

- | | | | |
|--------------|-------------------|-------------|-------|
| 1. lacrlauto | <u>calculator</u> | 6. kccllo | _____ |
| 2. oobk | _____ | 7. dkse | _____ |
| 3. clipne | _____ | 8. sreear | _____ |
| 4. pma | _____ | 9. koobteno | _____ |
| 5. bleat | _____ | 10. lurre | _____ |

2 Look at the picture. Write the words from Exercise 1.



3 Look at the picture in Exercise 2. Write.

book calculator eraser notebook pencil ruler

On the table

calculator


Under the desk

In the desk


4 Listen. Circle the correct letters.




1. a.



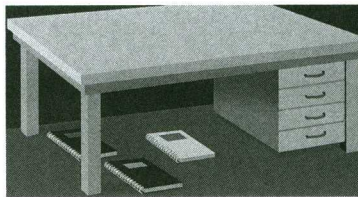
b.



2. a.



b.




3. a.




b.



4. a.



b.



5. a.



b.




LESSON B Where is the pen?

1 Look at the pictures. Write the words. Then circle *in*, *on*, or *under*.

calculator calendar computer dictionary eraser ruler




1. computer
in / on / under




2. _____
in / on / under



3. _____
in / on / under



4. _____
in / on / under




5. _____
in / on / under



6. _____
in / on / under


2 Look at the picture. Circle the correct answers.

1. Excuse me. Where's the computer?
 - a. It's on the desk.
 - b. It's under the desk.
2. Where's the clock?
 - a. It's on the desk.
 - b. It's on the wall.
3. Where's the pencil?
 - a. It's under the dictionary.
 - b. It's in the drawer.
4. Where's the ruler?
 - a. It's under the dictionary.
 - b. It's on the dictionary.



3 Look at the picture. Complete the sentences with *in, on, or under*.

1. **A** Where's the calculator?
B It's on the table.
2. **A** Where's the calendar?
B It's on the wall.
3. **A** Where's the book?
B It's in the cabinet.
4. **A** Where's the notebook?
B It's under the table.



4 Look at the picture in Exercise 3. Write questions and answers. Use *in, on, or under*.

- | | |
|---|---|
| <p>1. A <u>Where's the pencil?</u>
(pencil)
B <u>It's on the table.</u>
(table)</p> | <p>3. A _____
(ruler)
B _____
(box)</p> |
| <p>2. A _____
(eraser)
B _____
(table)</p> | <p>4. A _____
(clock)
B _____
(cabinet)</p> |

5 Listen and number the sentences in the correct order.



TRACK 8

- ___ In the cabinet?
- ___ Thank you.
- 1 Excuse me. Where's the dictionary?
- ___ You're welcome.
- ___ Yes. It's in the cabinet.
- ___ It's in the cabinet.