

UNIT 8 Work

LESSON A **1** Before you listen

Listening

- A** Look at the picture. What do you see?
- B** Point to: a server • a busperson • a cashier • a cook
an electrician • a nurse • a nursing assistant
• a construction worker



2 Listen


A Listen. Write the letter of the conversation.




1. _____



2. _____



3. _____



4. a



5. _____



6. _____

B Listen again to the conversations. Write the years or dates you hear.

- A. from 1998 to 2010
- B. from _____ to _____
- C. from _____ to _____
- D. from _____ to _____
- E. in _____
- F. _____ years ago

Listen again. Check your answers.

3 After you listen

Where do the people work? Write the words.

busperson cashier doctor nurse receptionist server

- 1. doctor
- 2. _____
- 3. _____



- 4. _____
- 5. _____
- 6. _____



LESSON B I was a teacher.

1 Grammar focus: simple past of be

Questions

Were	you	a student?
Was	he	a student?
Was	she	a student?
Were	they	students?

Answers

Yes,	I was .
	he was .
	she was .
	they were .

No,	I wasn't . I was a teacher.
	he wasn't . He was a teacher.
	she wasn't . She was a teacher.
	they weren't . They were teachers.

Turn to page 144 for a complete grammar chart.

wasn't = was not | weren't = were not

2 Practice

A Write. Look at the pictures. Complete the sentences. Use *is*, *are*, *was*, or *were*.

APPLICATION FORM

Amy Cho

Job History:

2006–Present Nurse

2000–2006 Teacher



1. She was a teacher before.
Now she is a nurse.

2. She _____ a manager now.
She _____ a cashier before.



3. They _____ students before.
Now they _____ electricians.

Job Application

Name: Ben Liao

Job History: 2006–Present Construction Worker

2004–2006 Server

4. He _____ a server before.
Now he _____ a construction worker.



CLASS CD2 TK 22

Listen and repeat.

B Talk with a partner. Look at the pictures. Change the bold words and make conversations.

1. **A** Was **she** a **teacher**?
B Yes, **she** was.

2. **A** Were they **receptionists**?
B No, they weren't. They were **nurses**.



1. a teacher?



2. receptionists?



3. a server?



4. doctors?



5. a cook?



6. a cashier?

3 Communicate

Talk with three classmates. Complete the chart.



- A** Sylvia, what do you do now?
B Now? I'm a homemaker.
A Oh, really? Were you a homemaker before?
B No, I wasn't. I was a receptionist in a bank.

USEFUL LANGUAGE

In conversation, *What do you do?* means *What's your job?* OR *What's your occupation?*

Name	Job now	Job before
Sylvia	a homemaker	a receptionist

Write two sentences about your classmates. Use information from the chart.

Sylvia is a homemaker now. She was a receptionist before.

LESSON C Can you cook?

1 Grammar focus: can

Statements

I	can	cook.
He		
She		
They		

Questions

Can	you	cook?
	he	
	she	
	they	

Answers

Yes,	I	can.
	he	
	she	
	they	

No,	I	can't.
	he	
	she	
	they	

Turn to page 146 for a complete grammar chart.

can't = cannot

2 Practice

A Write. Complete the sentences. Use *yes*, *no*, *can*, or *can't*.



1. **A** Can she speak Spanish?
B Yes, she can.



2. **A** Can he drive a truck?
B No, he can't.



3. **A** Can he fix a car?
B _____, he _____.



4. **A** Can she paint a house?
B _____, she _____.



5. **A** Can they work with computers?
B _____, they _____.



6. **A** Can you cook?
B _____, I _____.




CLASS CD2 TK 23

Listen and repeat. Then practice with a partner.

B Write. Look at the pictures. Complete the sentences.


- | | | |
|--------------|-------------|-----------------------|
| build things | paint | take care of children |
| fix cars | sell things | take care of plants |



1. A painter can *paint* _____.



2. A salesperson can _____.




3. A carpenter can _____.



4. A gardener can _____.



5. A child-care worker can _____.



6. An auto mechanic can _____.

Listen and repeat.

C Talk with a partner. Look at the pictures in 2B. Change the bold words and make conversations.

A Hi. I'm looking for a job. Can you help me?
B What can you do?
A I'm a **painter**. I can **paint** very well.

3 Communicate

Talk with a partner. Ask and answer questions.

What can you do?
 I can cook. I can work with computers.

LESSON D Reading

Harmon Hills Nursing Home

1 Before you read

Talk. Mai Linh is looking for a new job. Look at the picture. Answer the questions.

1. Who are the people in the picture?
2. Where are they?
3. What is Mai Linh's volunteer job now?



2 Read



STUDENT TK 32
CLASS CD2 TK 25

Listen and read.

VALLEY ADULT SCHOOL

Verb forms can tell you if something happened in the past or is happening now. *Mai Linh was a teacher in Vietnam. She is looking for a new job.*

Dear Ms. Carter:

I am writing this letter to recommend my student Mai Linh Lam.

Mai Linh was a teacher in Vietnam. She is looking for a new job in the United States. She is a certified nursing assistant now. She volunteers in a nursing home Monday through Friday from 12:00 to 4:30. She takes care of senior citizens.

Mai Linh has many good skills. She can write reports. She can help elderly people move around and sit down. She can help them eat. She can also speak English and Vietnamese. These skills are useful in her job, and she is very good at her work.

Sincerely,

Elaine Maxwell

Elaine Maxwell

3 After you read

A Read the sentences. Are they correct? Circle Yes or No.

- | | | |
|--|-----|-------------------------------------|
| 1. Mai Linh is looking for a job in Vietnam. | Yes | <input checked="" type="radio"/> No |
| 2. She volunteers in a hospital. | Yes | No |
| 3. She can write reports. | Yes | No |
| 4. She finishes work at 8:30. | Yes | No |
| 5. She is good at her job. | Yes | No |

Write. Correct the sentences.

1. *Mai Linh is looking for a job in the United States.*

B Write. Answer the questions about Mai Linh.

1. What was Mai Linh's job before? _____
2. Is Mai Linh certified? _____
3. What are her work skills? _____

CULTURE NOTE


For some jobs, you need a certificate. You have to take a test to get the certificate.

I'm certified means I have a certificate.

4 Picture dictionary Occupations



1. housekeeper



2. _____



3. _____



4. _____



5. _____



6. _____

A Write the words in the picture dictionary. Then listen and repeat.

custodian factory worker housekeeper
dental assistant hairstylist pharmacy technician

B Work with a partner. Match the words in the picture dictionary with these places.

- | | | | |
|--------------------|--------------------|-----------------------|-------|
| 1. a beauty salon | <u>hairstylist</u> | 4. a hotel | _____ |
| 2. a dental office | _____ | 5. an office building | _____ |
| 3. a factory | _____ | 6. a pharmacy | _____ |

Talk with a partner. Point to a picture in the dictionary. Ask and answer questions about the occupations.

What's her occupation?

She's a housekeeper.

Where does she work?

She works in a hotel.

USEFUL LANGUAGE

occupation = job

LESSON E Writing

1 Before you write

A Write. Check (✓) what you can do.

Skill	I can...
1. drive	<input type="checkbox"/>
2. cook	<input type="checkbox"/>
3. use a computer	<input type="checkbox"/>
4. fix a car	<input type="checkbox"/>
5. read to children	<input type="checkbox"/>
6. pay bills	<input type="checkbox"/>
7. shop	<input type="checkbox"/>
8. read a schedule	<input type="checkbox"/>

Talk with a partner.



- A** What about number 1? Can you drive?
- B** Yes, I can. What about you?
- A** I can drive, too. I just got my driver's license last month.

B Read. Answer the questions.

New Message

From: Carla
To: Ventures
Subject: My Skills

My name is Carla. I am a homemaker. I work at home. I have many skills. I can do housework. I can drive a car, and I can fix a car, too. I can speak two languages. I can cook tasty meals for my family. I can help my children with their homework, and I can use a computer.

1. What are Carla's skills? _____

2. What can Carla do that you can do, too? _____

2 Write

A Write about your occupation. Complete the sentences.

I am a _____.

I work at _____.

B Write. What are your skills? Make a list.



C Write a paragraph about your skills.

Handwriting practice area with a red top line and blue bottom lines on a yellow background.

3 After you write

A Read your paragraph to a partner.

B Check your partner's paragraph.

- What are your partner's skills?
- Is the spelling correct?

Check your spelling. Use a dictionary if necessary. Correct spelling is important in writing.



LESSON F Another view

1 Life-skills reading

APPLICATION FOR EMPLOYMENT		
1. Name	2. Soc. Sec. No.	000-99-9103
3. Address	4. Phone	
5. Are you 16 years or older? Yes No	6. Position desired	

EMPLOYMENT HISTORY (List most recent job first.)		
Dates	Employer Name and Address	Position
7.		
8.		
9.		
10. Important: Show your Social Security card at the time you present this application.		

A Read the questions. Look at the job application. Fill in the answer.

- Where do you write the job you want?
(A) line 5
(B) line 6
(C) line 8
(D) line 10
- Where do you write your most recent job?
(A) line 5
(B) line 7
(C) line 8
(D) line 9
- What do you show with your application?
(A) a library card
(B) a photograph
(C) a driver's license
(D) a Social Security card
- Where do you write your phone number?
(A) line 4
(B) line 5
(C) line 8
(D) line 9

B Write. Complete the form with your own information.

C Talk with a partner about your form.

My name is Mario Rivera. My address is 613 Apple Road, Los Angeles, California. I'm looking for a job. The job I want is construction worker.

2 Grammar connections: *be with and and but*

Use **and** to show things that are the same.

Sid **is** at work today, **and** he **was** at work yesterday.

Ana **isn't** at work today, **and** she **wasn't** at work yesterday.

Use **but** to show things that are different.


Natt **is** at work today, **but** she **wasn't** at work yesterday.

Len and Eva **aren't** at work today, **but** they **were** at work yesterday.


A Work with a partner. Look at the pictures. Talk about the people. Take turns.

A John *is* at work today, *and* he *was* at work yesterday.

B Carmen *is* at work today, *but* she *wasn't* at work yesterday.



Today



Yesterday

B Talk in a group. Tell about your classmates. Take turns.

Mario: I'm here today, but I wasn't here yesterday.

Ina: Mario is here today, but he wasn't here yesterday. I'm here today, and I was here yesterday.

Bing: Mario is here today, but he wasn't here yesterday. Ina is here today, and she was here yesterday. I'm here . . .

3 Wrap up

Complete the **Self-assessment** on page 139.

Review

1 Listening



CLASS CD2 TK 27

Read the questions. Then listen and circle the answers.

1. What did Carlos do before?
 - a. He was an office worker.
 - b. He was a construction worker.
2. What does Carlos do now?
 - a. He is an office worker.
 - b. He is a construction worker.
3. When does Carlos buy groceries?
 - a. every Tuesday
 - b. every Thursday
4. Where is Carlos right now?
 - a. at SaveMore Supermarket
 - b. at work
5. What is he buying at the supermarket?
 - a. milk, tea, bread, and eggs
 - b. milk, cheese, bread, and eggs
6. How much are the groceries?
 - a. \$11.75
 - b. \$7.75

Talk with a partner. Ask and answer the questions. Use complete sentences.

2 Grammar

A Write. Complete the story.

Peter

Peter was a server in his country. Now he is a cashier. He can do many things. He can use a cash register. He can't use a computer, too. But Peter has two problems. First, he can't speak English well. Second, he works a lot of hours. He can't find time to go to school.

B Write. Unscramble the words. Make questions about the story.

1. a / teacher / Was / Peter / country / his / in / ? Was Peter a teacher in his country?
2. use / cash register / a / Can / he / ? _____
3. speak / well / English / Can / he / ? _____
4. he / construction worker / Is / now / a / ? _____

Talk with a partner. Ask and answer the questions.

3 Pronunciation: the -s ending with plural nouns

A Listen to the -s ending in these plural nouns.

/s/	/z/	/ɪz/
cakes	tomatoes	peaches
hairstylists	electricians	nurses

B Listen and repeat.

/s/	/z/	/ɪz/
assistants	bananas	nurses
cooks	cashiers	oranges
students	drivers	packages
mechanics	cookies	boxes
receptionists	servers	peaches
books	teachers	sandwiches

Talk with a partner. Take turns. Practice the words. Make sentences with the words.

C Listen. Complete the chart.

- | | | |
|------------|------------|--------------|
| 1. bags | 4. dimes | 7. desks |
| 2. bottles | 5. pages | 8. languages |
| 3. clerks | 6. carrots | 9. glasses |

/s/	/z/	/ɪz/
	<i>bags</i>	

D Talk with a partner. Ask and answer the question. Use correct pronunciation.

What's in your refrigerator?

There are _____.

There is _____.